

THE GLASS RACKING COMPANY

Innovation by Design

FACTORY CARTS



The Glass Racking Company provides an extensive range of glass factory handling equipment, including this factory cart range. These factory carts are typically used for moving glass around the various stages of a glass processing facility

GET FULL PRODUCT CATALOGS ONLINE AT
WWW.THEGLASSRACKINGCOMPANY.COM

FEATURES

The Glass Racking Company factory carts are constructed from mild steel box section and folded steel for strength and durability, with a galvanized finish for longevity and appearance.

The standard trolley ledge is 9 inches wide to provide for bulk storage of single and IGU glass. A range of lengths and heights provide for a variety of applications.

The bearing surfaces are all clad in a purpose designed polymer. Benefits include longevity and non-marking.

All our carts use quality USA castors for carrying the load across uneven floors and through floor debris for many years without failure.

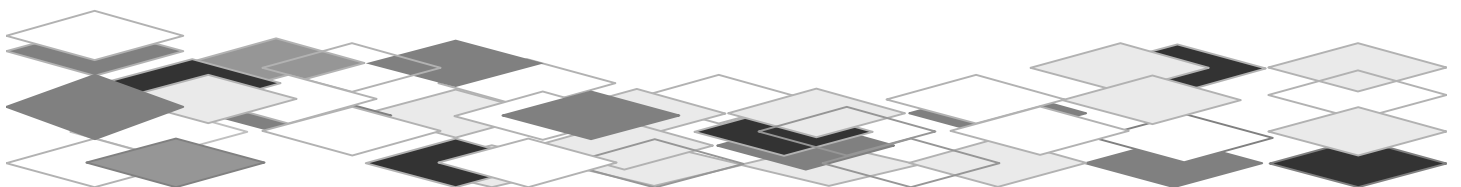
Safety Arms are optional and secure the glass load to the cart for safe movement around the factory

Options include raised base heights for easier access

The range includes specific carts for

- A. General purpose factory A-frames
- B. General purpose factory L-frames
- C. Harp carts for Single glaze
- D. Tooth carts for Double glaze

Our factory carts are part of a total end to end glass factory handling solution for glass and window fabricators




SAFETY ARMS

The Glass Racking Company safety arms provide a quick, simple and safe means of securing the glass load when being moved around a factory on an A-frame cart.

The safety arm slides with the thickness of the load. The upright is parallel to the carts frame and has a polymer insert for protection.

Safety arms are also available for transport carts when being loaded within a factory and at customer sites.

Some companies make use of the safety arms mandatory within their companies health and safety rules.

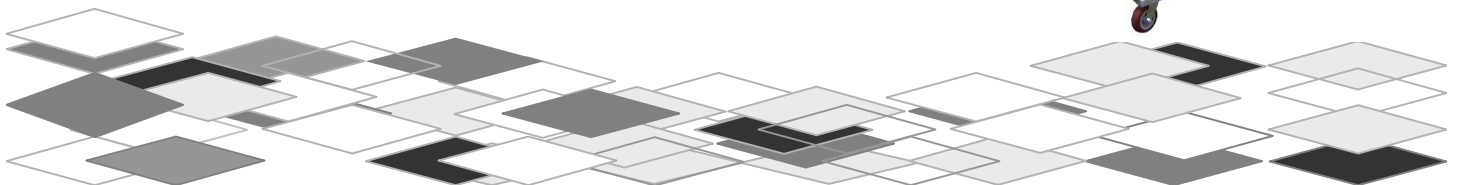


EXTENSIVE RANGE

The single glaze harp cart is typically used for pairing panes prior to double glaze production, and the tooth carts are used for post IGU production. The tooth cart can be used for storage and movement of both IGUs and also sash windows with the frames fitted.

The Glass Racking Company can design and build carts specifically to suit your needs.

The Glass Racking Company also supplies tailor made pin carts, L-frame carts, spacer bar carts, bulk storage systems for spacer bar packs, and factory fencing and gate systems.



FACTORY TROLLEY BENEFITS

Safety Arms to protect the load and the users

Ergonomic handle for ease of movement around the factory

Quality USA 6 inch diameter 1000lb rated castors

Hot dip galvanized for longevity

Polymer clad surfaces to protect the glass load and provide a long life

A range of sizes and options to meet all needs

Developed over 19 years by a company committed to servicing the needs of the glass and window industries

Available locally



FACTORY CARTS

Contact us today to discuss your glass and window factory needs.

HOW TO PURCHASE

Contact your local representative in USA and Canada.

USACAN Factory carts
4 pager
July 2010



The Glass Racking Company

Seattle :- 206 763 7811 , Vancouver :- 604 970 9181

Email: glass@metalcraft.co.nz www.theglassrackingcompany.com

