

THE GLASS RACKING COMPANY

Innovation by Design

FACTORY TROLLEYS



The Glass Racking Company provides an extensive range of glass factory handling equipment, including this factory trolley range. These factory trolleys are typically used for moving glass around the various stages of a glass processing facility

GET FULL PRODUCT CATALOGUES ONLINE AT
WWW.THEGLASSRACKINGCOMPANY.COM

FEATURES

The Glass Racking Company factory trolleys are constructed from mild steel box section and folded steel for strength and durability, with a galvanized finish for longevity and appearance.

The standard trolley ledge is 220mm wide to provide for bulk storage of single and DGU glass. A range of lengths and heights provide for a variety of applications.

The bearing surfaces are all clad in a purpose designed polymer. Benefits include longevity and non-marking.

All our trolleys use quality USA castors for carrying the load across uneven floors and through floor debris for many years without failure.

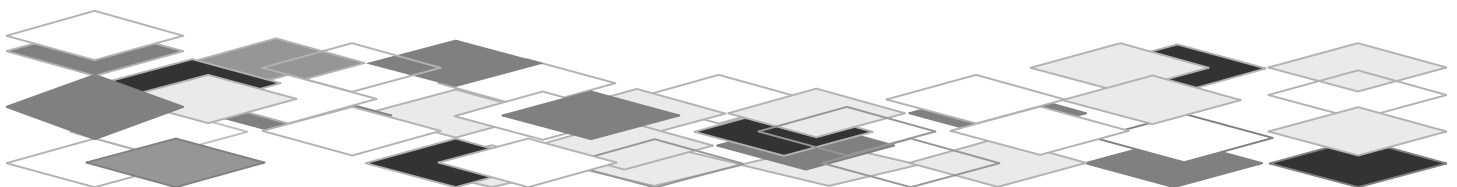
Safety Arms are optional and secure the glass load to the trolley for safe movement around the factory

Options include raised base heights for easier access

The range includes specific trolleys for

- A. General purpose factory A-frames
- B. General purpose factory L-frames
- C. Harp trolleys for Single glaze
- D. Tooth trolleys for Double glaze

Our factory trolleys are part of a total end to end glass factory handling solution for glass and window fabricators



GET FULL PRODUCT CATALOGUES ONLINE AT
WWW.THEGLASSRACKINGCOMPANY.COM


SAFETY ARMS

The Glass Racking Company safety arms provide a quick, simple and safe means of securing the glass load when being moved around a factory on an A-frame trolley.

The safety arm slides with the thickness of the load. The upright is parallel to the trolley's frame and has a polymer insert for protection.

Safety arms are also available for transport trolleys when being loaded within a factory and at customer sites.

Some companies make use of the safety arms mandatory within their companies health and safety rules.

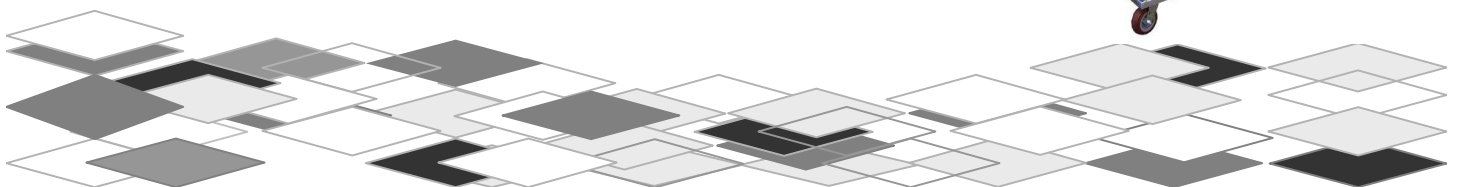


EXTENSIVE RANGE

The single glaze harp trolley is typically used for pairing panes prior to double glaze production, and the tooth trolleys are used for post DGU production. The tooth trolley can be used for storage and movement of both DGUs and also sash windows with the frames fitted.

The Glass Racking Company can design and build trolleys specifically to suit your needs.

The Glass Racking Company also supplies tailor made pin trolleys, L frame trolleys, spacer bar trolleys, bulk storage systems for spacer bar packs, and factory fencing and gate systems.



FACTORY TROLLEY BENEFITS

Safety Arms to protect the load and the users

Ergonomic handle for ease of movement around the factory

Quality USA 150mm diameter 460kg rated castors

Hot dip galvanized for longevity

Polymer clad surfaces to protect the glass load and provide a long life

A range of sizes and options to meet all needs

Developed over 19 years by a company committed to servicing the needs of the glass and window industries

Available locally



FACTORY TROLLEYS

Contact us today to discuss your glass and window factory needs.

HOW TO PURCHASE

Contact your local representative in Christchurch, Melbourne, Brisbane or Perth.

Factory trolleys
July 2011

METALCRAFT
Innovation by Design

The Glass Racking Company

Christchurch:- 03-3603373, Melbourne:- 0427226653, Brisbane:- 0419714005, Perth 0449911946

Email: info@theglassrackingcompany.com www.theglassrackingcompany.com

