

METALCRAFT

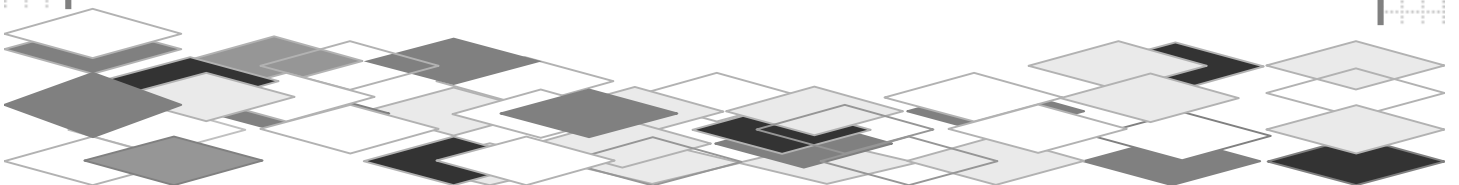
Innovation by Design

POOL FENCING

Metalcraft designs and custom manufactures pool fences to meet the specific needs of each client.



We specialise in customised projects which feature the unique aspects of the property, and enhance the overall value.



POOL FENCING STYLES



50mm round posts and glass



15mm glass fence



12mm glass and cantilever channel



12mm 3.5m single span panel



12mm glass and stainless steel fingers




Stainless steel curved and glass



50mm x 50mm stainless steel posts and glass



12mm 3.5m single span panel



WHY PARTNER WITH METALCRAFT?

If you want a pool fence which enhances your property, ties in with other décor and aspects of your home, and is made specifically for you, then Metalcraft is your best partner. Our solutions are all designed for and with our customers.

Our pool fences use glass, stainless steel, aluminium, and steel with a galvanised and powder coated finish for strength, longevity and appearance.

Because we tailor make our pool fences, any existing structure or feature of the deck and surroundings can be incorporated into the design and fixings for the pool fence.

All our pool fences are to Christchurch City Council standards and meet the statutory requirements of the Swimming Pool Act 1987, and the NZ Standard 8500.

Our gates use swimming pool specific magnetic gate latches with sprung loaded self closing hinges.

We are Christchurch based and have been building pool fencing for discerning buyers since 1991. We have 21 staff. Our designers and engineers fabricate strong fences which require little if any maintenance, and are built to last.

Please call us to arrange a meeting at your site.

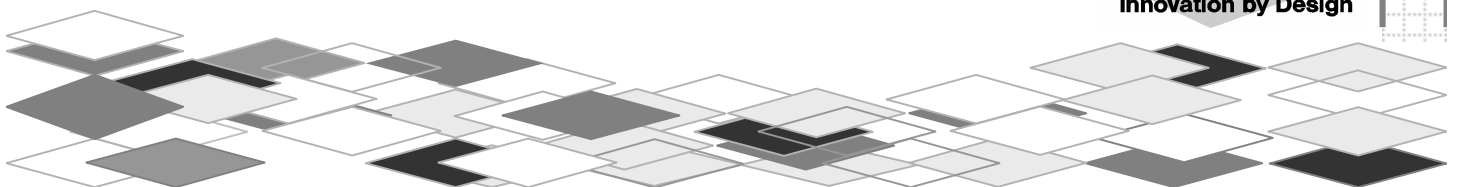


12mm glass in cantilevered channel



12mm grouted pool fence

METALCRAFT
Innovation by Design



POOL FENCES & GATES



1.6m high plain top



15mm glass frameless gate



12mm glass frameless gate mounted to cantilever channel



1.2m high vertical bar panels



1.2m high vertical bar



10mm glass frameless gate



METALCRAFT ENGINEERING CO LTD

500a WAIRAKEI ROAD, CHRISTCHURCH, PO BOX 5134, PAPANUI, NEW ZEALAND

Free call within NZ 0508 323 373 + 643 360 3373 (ph) + 643 360 3374 (fax)

Email: ian@metalcraft.co.nz www.metalcraft.co.nz

