

METALCRAFT

Innovation by Design

INTERNAL BALUSTRADING

METALCRAFT DESIGN AND CUSTOM MANUFACTURE QUALITY BALUSTRADING FOR BOTH THE DOMESTIC AND COMMERCIAL MARKETS.



WE SPECIALISE IN CUSTOM JOBS THAT HIGHLIGHT UNIQUE FEATURES OF PROPERTIES TO ENHANCE THEIR VALUE.

GLASS WITH HANDRAILS

ALL BALUSTRADING IS MANUFACTURED TO YOUR SPECIFIC REQUIREMENTS ENSURING IT MEETS ALL COUNCIL AND GOVERNMENT REGULATIONS.




Brass posts clear glass and timber handrail




12mm glass mount on standoffs with 50mm x 25mm stainless steel handrail



Stainless steel spider clamped posts and insert handrails



50mm square stainless steel posts stair balustrade



Face fixed glass with 50mm stainless steel handrail




Commercial stair and glass balustrade

INTERNAL RAILING SYSTEMS



Mild steel and stainless steel handrail landing



Curved double stair mild steel and stainless steel handrail



Single stringer with brass and glass balustrade



50mm x 25mm handrail and stainless steel wire junction

INTERIOR BALUSTRADING CAN BE POWDER COATED TO ANY COLOUR TO MATCH YOUR EXISTING DECORE AND WE ARE PLEASED TO OFFER FREE ONSITE QUOTES.



Wrought iron powder coated stair



Mild steel and stainless steel double stair balustrade

FEATURES & FITTINGS



SPECIALISING IN INTERNAL AND EXTERNAL BALUSTRADES AND HANDRAILS USING STAINLESS STEEL, MILD STEEL (WROUGHT IRON) AND ALUMINIUM.

METALCRAFT ALSO PRODUCES WIND BREAKS AND ENTRANCE CANOPIES WORKING CLOSELY WITH OTHER GLASS COMPANIES TO ENSURE THE COMPLETE SOLUTION FOR YOUR HOME AND OR BUILDING.

FOR A NO OBLIGATION DESIGN AND QUOTE SERVICE EMAIL US WITH YOUR PLANS TO metalcraft@metalcraft.co.nz



METALCRAFT
Innovation by Design

METALCRAFT ENGINEERING CO LTD

500a WAIRAKEI ROAD, CHRISTCHURCH, PO BOX 5134, PAPANUI, NEW ZEALAND

Free call within NZ 0508 323 373 + 64 33 60 33 73 (ph) + 64 360 3374 (fax)

Email: metalcraft@metalcraft.co.nz www.metalcraft.co.nz